









PRODUCT PROFILE

Cast Carbon / Alloy / Stainless Steel Valves (Non-IBR)

SL No.	Description of Items	Class - 150#	Class - 300#	Class - 600#	Valve Picture
01.	GATE VALVE Cast Steel, Alloy Steel & Stainless Steel GATE VALVES as per API/MSS/DIN/BS/IS AND Customer's Specification	15mm to 600mm	15mm to 600mm	15mm to 600mm	
		*** 650mm and above upto 2400mm on request			
02.	CHECK VALVE Cast Steel, Alloy Steel & Stainless Steel CHECK VALVES as per API/MSS/DIN/BS/IS AND Customer's Specification	15mm to 600mm	15mm to 600mm	15mm to 600mm	
		*** 650mm and above upto 2400mm on request. *** 500mm and above are also available in multi door pattern.			
03.	GLOBE VALVE Cast Steel, Alloy Steel & Stainless Steel GLOBE VALVES as per BS/MSS/DIN/IS AND Customer's Specification	15mm to 400mm	15mm to 400mm	15mm to 400mm	
		*** 450mm and above on request.			
04.	DUAL DISC CHECK VALVE Cast Steel, Alloy Steel & Stainless Steel DUAL DISC CHECK VALVES as per API and Customer's Specification	80mm to 1800mm	80mm to 1800mm	80mm to 1800mm	
		*** 1850mm and above on request.			
05.	PLUG VALVE Cast Steel, Alloy Steel & Stainless Steel PLUG VALVES as per API /BS /IS and Customer's Specification	15mm to 300mm	15mm to 200mm	15mm to 150mm	
06.	BALL VALVE Cast Steel, Alloy Steel & Stainless Steel BALL VALVES as per API /BS /IS and Customer's Specification	6mm to 300mm	6mm to 200mm	6mm to 150mm	
07.	STRAINERS Cast Steel, Alloy Steel & Stainless Steel "T" / "Y" / POT / BASKET TYPE STRAINER as per API /BS /IS and Customer's Specification	15mm to 1200mm	15mm to 1200mm	15mm to 600mm	
08.	BUTTERFLY VALVE Cast Steel, Alloy Steel & Stainless Steel BUTTERFLY VALVE as per AWWA /BS /IS and Customer's Specification	40mm to 1800mm	40mm to 600mm	40mm to 600mm	



PRODUCT PROFILE

Cast Iron / Ductile Iron Valves

Sl No.	Description of Items	PN-1.0 / ASA CL-125	PN-1.6	Valve Picture
01.	GATE VALVE Cast Iron and Ductile Iron GATE VALVES as per MSS/DIN/BS/IS AND Customer's Specification	15mm to 1200mm	15mm to 1200mm	
		*** 1250mm and above on request.		
02.	CHECK VALVE Cast Iron and Ductile Iron CHECK VALVES as per MSS/DIN/BS/IS AND Customer's Specification	15mm to 1200mm	15mm to 1200mm	
		* 1250mm and above on request. ** 500mm and above are available in multi door pattern.		
03.	GLOBE VALVE Cast Iron and Ductile Iron GLOBE VALVES as per MSS/DIN/BS/IS AND Customer's Specification	15mm to 600mm	15mm to 600mm	
04.	DUAL DISC CHECK VALVE Cast Iron and Ductile Iron DUAL DISC CHECK VALVES as per API AND Customer's Specification	80mm to 1800mm	80mm to 1800mm	
05.	PLUG VALVE Cast Iron and Ductile Iron PLUG VALVES as per API /BS /IS and Customer's Specification	15mm to 300mm	15mm to 300mm	
06.	BALL VALVE Cast Iron and Ductile Iron BALL VALVES as per API /BS /IS and Customer's Specification	6mm to 300mm	6mm to 300mm	
07.	STRAINERS Cast Iron and Ductile Iron "T" / "Y" / POT / BASKET TYPE STRAINER as per API /BS /IS and Customer's Specification	15mm to 1200mm	15mm to 1200mm	
08.	BUTTERFLY VALVE Cast Iron and Ductile Iron BUTTERFLY VALVE as per AWWA /BS /IS and Customer's Specification	15mm to 1800mm	15mm to 1800mm	
09.	PENSTOCK / SLUICE GATE Cast Iron and Fabricated PENSTOCK / SLUICE GATE as per BS / IS and Customer's Specification	150mm to 3500mm	-----	

PRODUCT PROFILE

Cast Iron / Ductile Iron Valves

Sl No.	Description of Items	PN-1.0 / ASA CL-125	PN-1.6	Valve Picture
10.	KINETIC AIR / VACUUM VALVE Air Valve as per ANS I/ AWWA-C512.	50mm to 200mm	-----	
11.	KINETIC AIR / VACUUM VALVE Kinetic Air Valve as per G & K Catalog, IS-14845 and AWWA-C512.	15mm to 200mm	-----	
12.	DIAPHRAGM VALVE Cast Iron and Ductile Iron DIAPHRAGM VALVE as per BS: 5156 AND Customer's Specification	15mm to 350mm	15mm to 350mm	
13.	KNIFE EDGE GATE VALVE Cast Iron and Ductile Iron KNIFE EDGE GATE VALVE as per MSS/DIN AND Customer's Specification	15mm to 600mm	15mm to 600mm	
14.	FLUSH BOTTOM SLURRY VALVE Cast Steel / Cast Iron and Ductile Iron FLASH BOTTOM SLURRY VALVE as per MSS/DIN AND Customer's Specification	15mm to 600mm	15mm to 600mm	
		*** 650mm and above on request.		




FLUIDTECH EQUIPMENT PVT. LTD.

Formerly : Fluid Control Equipments


87/4, Makardah Road, Kadamtala, Howrah - 711 101

PRODUCT PROFILE

Forged Carbon Steel & Stainless Steel Valves (IBR & Non-IBR)

Sl No.	Description of Items	Class - 800#	Class - 1500#	Class - 2500#	Valve Picture
1.	GATE/GLOBE/LIFT CHECK VALVE Forged Steel and Forged Stainless Steel as per API / BS Specification	6mm to 50mm	6mm to 50mm	6mm to 50mm	

Cast Carbon / Alloy Steel Valves (IBR)

Sl No.	Description of Items	Class - 150#	Class - 300#	Class - 600#	Valve Picture
1.	GATE/GLOBE/CHECK VALVE Cast Carbon Steel as per API / BS Specification	50mm to 300mm	50mm to 300mm	50mm to 300mm	
		*** 350mm and above on request.			

OTHER SPECIAL PRODUCTS:

- 1) NON-FERROUS FLANGE.
 - 2) CONCENTRIC & ECCENTRIC REDUCER, EQUAL & UNEQUAL TEES, EQUAL & UNEQUAL SHORT PIECE, DIFFERENT TYPES OF VALVE, STRAINERS SUITABLE FOR OXYGEN PLANT.
 - 3) CAST STEEL / CAST IRON / DUCTILE IRON AIR VALVES WITH STAINLESS STEEL BALL FLOAT,
 - 4) PILOT OPERATED BALL FLOAT VALVE.
 - 5) PRESSURE RELIEF VALVES.
 - 6) SINGLE PLATE SANDWICH TYPE SHORT PATTERNS CHECK VALVE.
 - 7) CAST IRON DIAPHRAGM VALVE.
 - 8) PIPE FITTINGS.
 - 9) ANY SPECIAL TYPES OF VALVES AS PER CUSTOMER'S DRAWING & SPECIFICATION.
- SIZE. 25MM TO 600MM UPTO CLASS-600#